

Welcome!

Entry Task:

1. Make sure you get a sticky note as you walk in
2. Get a Chromebook and/or log on to computer
3. Write your name on the sticky note then place on one of the signs around the room based on what you feel is your biggest strength.


HSBP 10th Grade Lessons

9th HSBP Course Planner

Exploring My Strengths

Resume

High School & Beyond Planning




Your High School & Beyond Plan

Your **High School & Beyond Plan** is a graduation requirement.

Shows up on your official transcript as **MET**

```
***** ADDITIONAL STATE REQUIREMENTS *****
ENGLISH LANGUAGE ARTS STANDARD                MET
MATHEMATICS STANDARD                          MET
SCIENCE STANDARD                             MET
HIGH SCHOOL & BEYOND PLAN                      NOT MET
WASHINGTON STATE HISTORY                     MET
```

```
***** ADDITIONAL STATE REQUIREMENTS *****
ENGLISH LANGUAGE ARTS STANDARD                MET
MATHEMATICS STANDARD                          MET
HIGH SCHOOL & BEYOND PLAN                      MET
WASHINGTON STATE HISTORY                     MET
*****
```



Complete the short survey in Naviance each year through grade 12.

EXPLORING MY STRENGTHS

Naviance Family Connection

<http://connection.naviance.com/cascadehs>

<http://connection.naviance.com/everetths>

<http://connection.naviance.com/henrymjhs>

<http://connection.naviance.com/sequoiahs>

Learning Outcomes

Students will complete the *StrengthsExplorer*® survey in Naviance Family Connection to discover personal talents and strengths related to future career pathways.

Lesson Tasks

Discuss the meaning of strengths and how they apply and relate to students' future goals

Complete StrengthsExplorer® survey in Naviance Family Connection

Complete the HSBP GR10 Lesson 1 Survey

WHAT IS STRENGTHS EXPLORER?

StrengthsExplorer®

Knowing your strengths and natural talents is the first step in creating a strong, powerful brand. The **StrengthsExplorer®** is all about **you** — specifically it is all about what's right with you and how to make the most of who you are.

Your personal brand is like no other. Your challenge is to use your personal brand — your strengths — to find your unique path to success and happiness.

We call natural ways of **thinking, feeling, and behaving** our talents. We each have talents, and the more we know about them, the more we can understand what makes us unique and how we can use these talents to be at our best.

Completing the StrengthsExplorer®

Within Naviance Family Connection, you will complete an assessment of your strengths.

This will help you uncover your personal talents and your potential strengths.

By completing the StrengthsExplorer® you will be provided with additional information to help identify your future college and career plans.

Important Things to Remember in StrengthsExplorer®

- There will be 78 questions
- You can only take this assessment **ONCE!** *(It can't be reset by school)*
- You will **not** be able to go back and change your answers as you progress through the questions.
- Your answers are automatically saved.

BEGIN STRENGTHS EXPLORER

Log-in to Naviance Family Connection

Log-in:

<http://connection.naviance.com/cascadehs>

<http://connection.naviance.com/everetths>

<http://connection.naviance.com/henrymjhs>

<http://connection.naviance.com/sequoiahs>

username: student ID

password: last 4 digits of your student ID **and** the **day** you were born

(xxxx-last four digits of student ID and XX Birthday day)

Example: 999321

Welcome to Family Connection

Nice to see you again! Please log in.

username

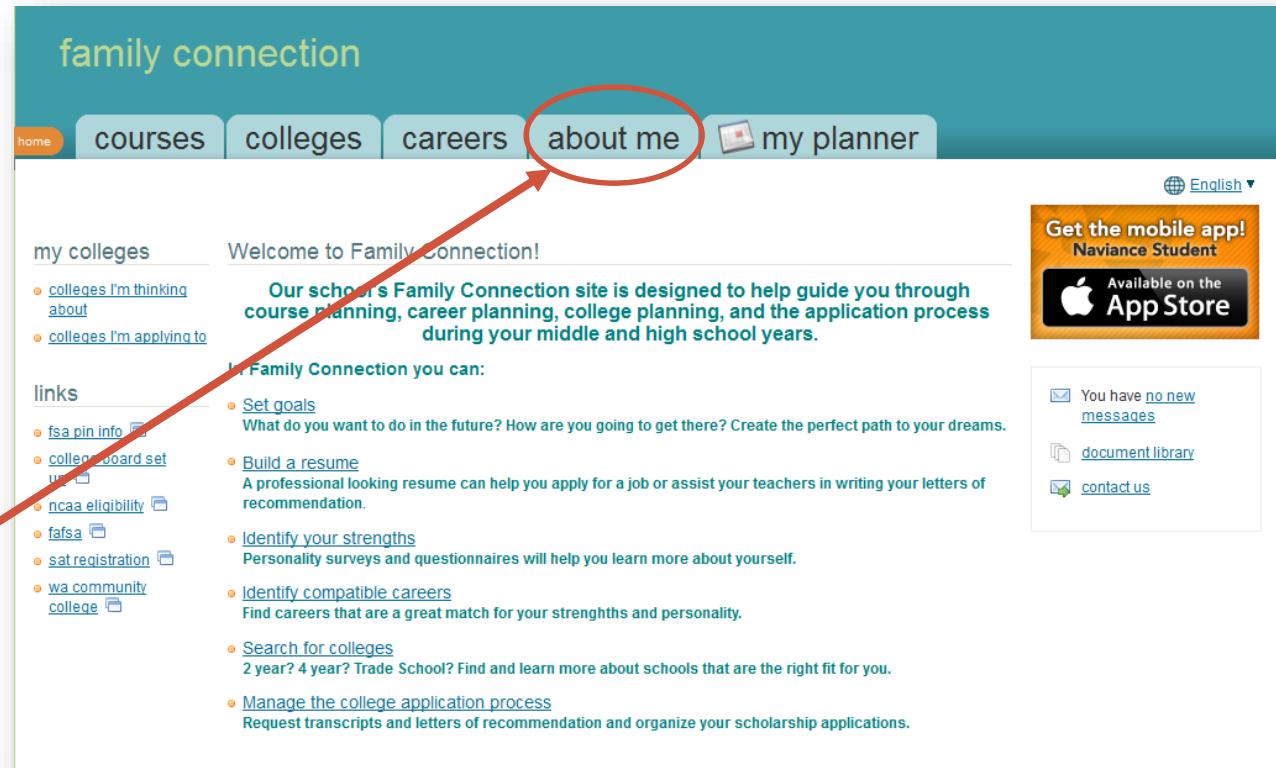
password

☐ remember me

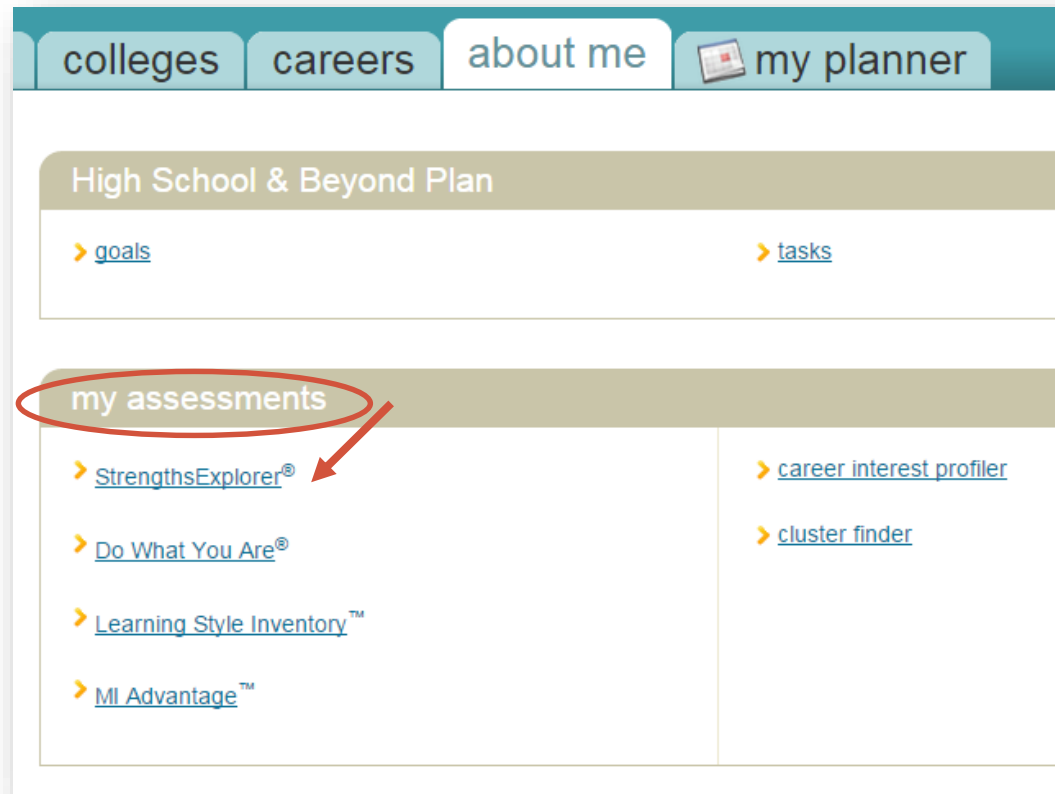
Log In

Finding StrengthsExplorer®

On the main page for Family Connection, click the **about me** tab.



StrengthsExplorer®



Locate the **my assessments** section and click the link for **StrengthsExplorer®**

Taking the StrengthsExplorer®

Quick Tips

- You'll answer 78 short questions.
- You can only take this once. (Your school can't reset this for you.)
- You can't go back and change your answers as you progress.
- Your answers are automatically saved, but we recommend finishing it in one sitting.

StrengthsExplorer® - identify your talents

1. intro

2. take assessment

3. view results

Find out what your talents are:

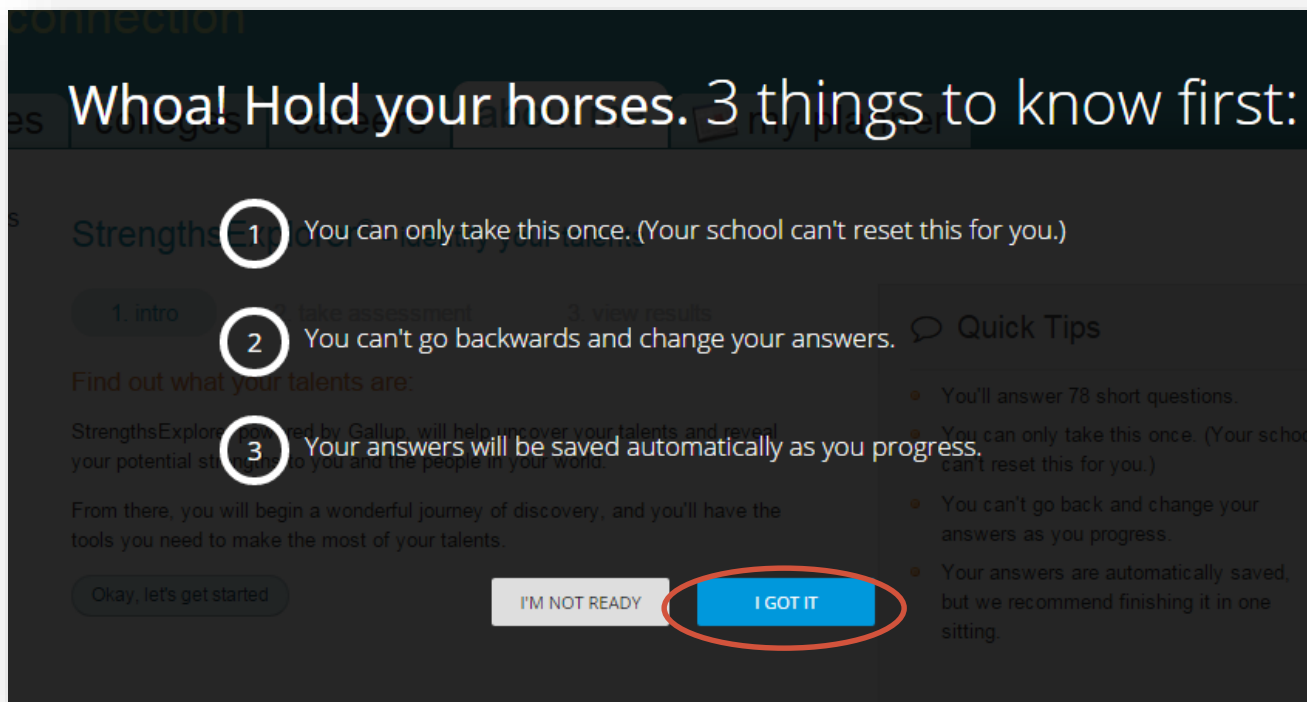
StrengthsExplorer powered by Gallup, will help uncover your talents and reveal your potential strengths to you and the people in your world.

From there, you will begin a wonderful journey of discovery, and you'll have the tools you need to make the most of your talents.

Okay, let's get started

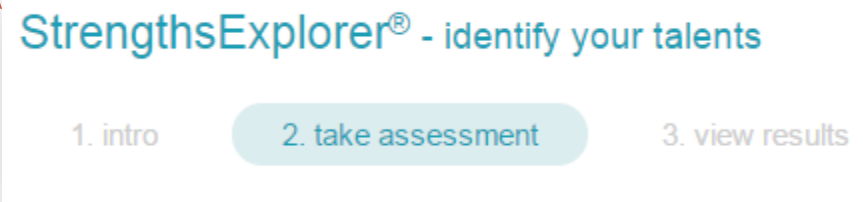
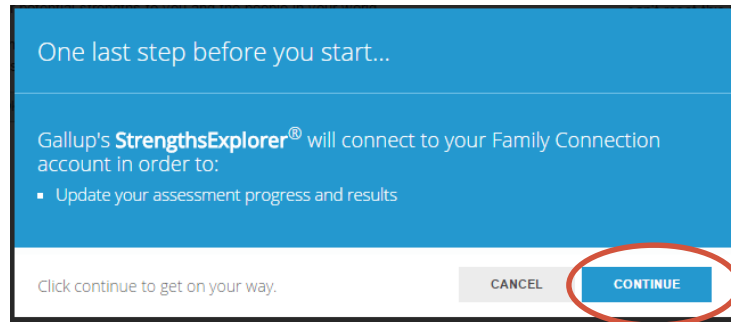
Make sure to read the **Quick Tips** and, when you are ready, click the button to get started.

As a Reminder...



Prior to starting your **StrengthsExplorer®**, you will need to confirm that you understand three things about the assessment. When you are ready, click **I Got It** and begin.

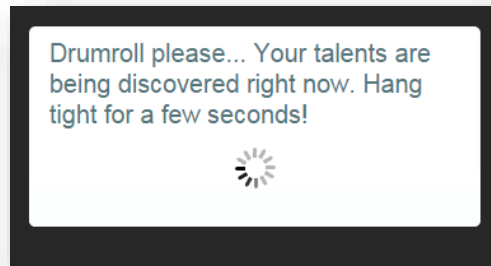
Start StrengthsExplorer®



As you begin **StrengthsExplorer®**, you will be notified that the assessment will be connected to your Family Connection account. Click **Continue** and you will begin the first question.

STRENGTHS EXPLORER RESULTS

Your StrengthsExplorer® Results



StrengthsExplorer® - Identify your talents

1. intro 2. take assessment 3. view results

Here are your top 3 themes:

Dependability
Trust is important to you, and you care about being seen as responsible and trustworthy. People count on you to do what you say you will do. When you make a promise, you mean to keep it.

Achieving
You have more energy and more goals than other people. You love a sense of accomplishment.

Future Thinker
Your mind loves to think and dream about the future. You are a person who thinks about what is possible, not what is impossible.

[See Related Career Pathways](#)

Student Resources

Your top 3 themes are your areas of natural talent - ways in which we naturally think, feel, and act. We are all naturally good at some things, and the resources below will help you understand what those things are and the career pathways associated with them.

[View Full Report](#)

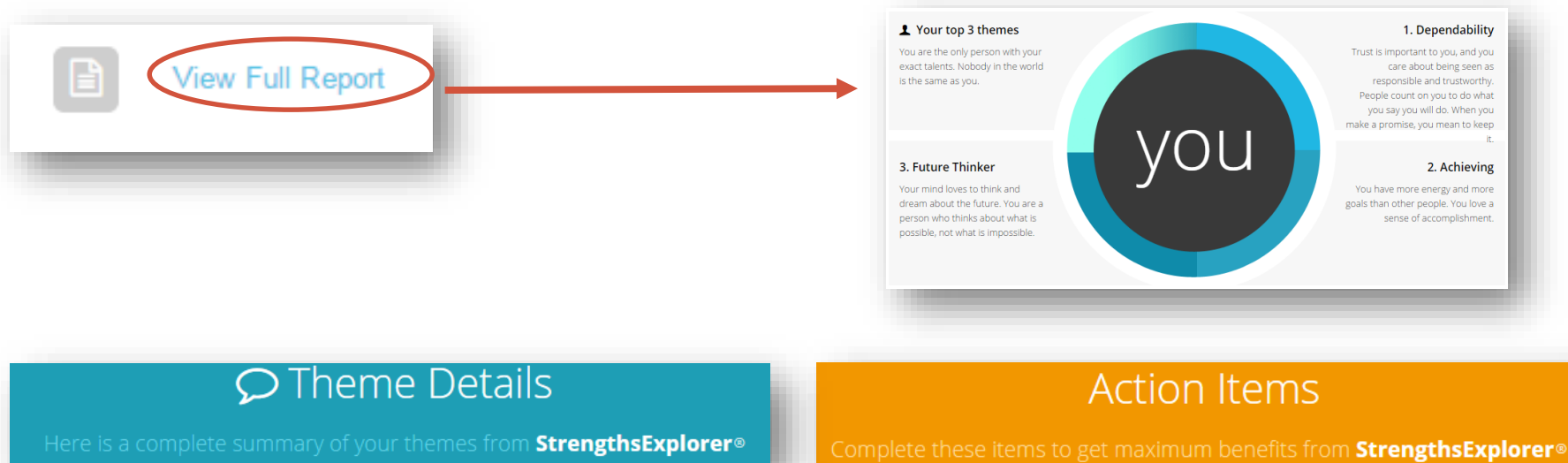
[View Your Workbook](#)

[See Related Career Pathways](#)

Tell me more!

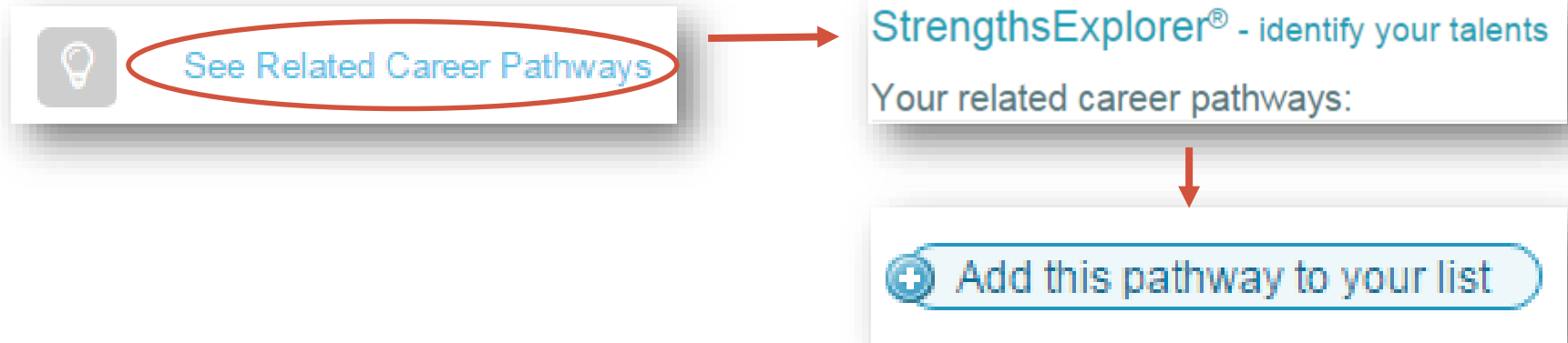
After **StrengthsExplorer®** is completed, you will get a notification message and then be able to **view results**. Your top 3 themes will be identified and you will be able to access your **Full Report, Workbook, and Related Career Pathways**.

StrengthsExplorer® Full Report



The **StrengthsExplorer® Full Report**, will describe your personal three themes at the top. Scroll down to get the summary of details from your report including a list of potential action items.

See Related Career Pathways



By clicking the link to **See Related Career Pathways**, you will be taken to a detailed list based on your three themes. For each theme, there will be links to explore possible career pathways.

You can preview the details for each related career and if you choose, you can click the button to **Add this pathway to your list.**

COMPLETE THE LESSON

Complete the Lesson...

To complete the lesson click the **my planner** tab then click **Tasks Assigned to Me** in Naviance Family Connection. Next, make sure that your **Strengths Explorer** is complete.



Stay Up to Date by Following...

@EPSNAV 

epsnav 

- Get the most current updates without logging in!
- Instant notifications and Naviance information comes directly to you!
- See what is happening around our district with Naviance!

Naviance Questions?

If you have any questions, please contact naviance@everettsd.org. Be sure to provide your name and school.

To check messages sent to you through Naviance Family Connection, login and click the link for your **messages** on the right-hand side.

To contact your counselor, click the **contact us** link.

